



## FEATURE

The SMK2525CAI OCXO is the cost effective highly stable oscillator for telecom applications.

Frequencies available are from 5MHz to 65MHz, and power supply options are 3.3V, 5V & 12V.

These 25 x 25 mm package series of oscillators are designed with an embedded post-compensation system with a micro-controller.

## APPLICATION

Sync E modules

Stratum 3E timing modules

Time and frequency references

Tests equipment

25\*25\*12 mm



## Specification for electrical appliances

Parameter	5.0V		Unit
	MIN	MAX	
Supply Voltage (VDD) 5%	4.75	5.25	V
Frequency Range	10	65	MHz
Standard Frequency	10 12.8 13 20 26 40 50		
Frequency Tolerance*	±10		ppb
Vs Load (±10%) change	±10		
Long term stability (Ageing)	±100		
Power consumption	3		W
	1		W
Output voltage level high (VOH)	2.4		V
Output voltage level low (VOL)	0.4		
Rise & fall time	5		ns
Harmonics (Sinewave)	-35		dBc
Start-up time	0.5		sec
Vc Input Impedance	100		K Ω
Operating temperature range	-40	85	° C

EMAIL: EVA@CIMAKE.COM.CN MARK@CIMAKE.CO.UK

TEL: +44 0208 492 6388 FAX: +44 0208 492 0196

COMPANY ADDRESS: 419, HARBOME ROAD , EDGBASTON, BIRMING.B15 3LB



10.00MHz SMK2525CAI ocxo ssp phase noise

Phase Noise		Unit
10Hz	-125	dBc/Hz
100Hz	-145	
1KHz	-150	
10KHz	-155	

**Environmental Parameters**

Storage Temperature Range: - 55 to 90° C

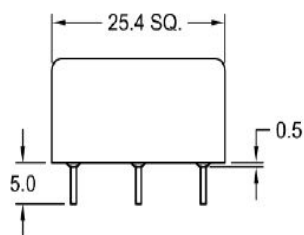
Frequency stability over temperature in still air

Shock: IEC 60068-2-27, Test Ea: 1500G acceleration for 6ms, 3 shocks in each of 3 mutually perpendicular planes

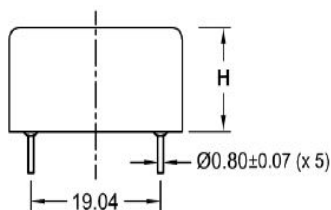
Vibration: IEC 60068-2-6, Test Fc, Procedure B4: 10Hz-60Hz, 1.5mm displacement, 60-2000Hz at 98.1m/s<sup>2</sup>, 30mins in 3 mutually perpendicular planes at 1 oct/min

Solderability: MIL-STD-202, Method 208, Category 3

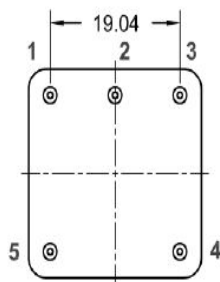
**DIMENSION (mm)**



**FRONT VIEW**



**SIDE VIEW**



**BOTTOM VIEW**

PIN CONNECTIONS	
1	Output (Output Signal)
2	GND
3	Vc (Frequency Control)
4	VREF (Reference Voltage)
5	Vcc (Power Supply)

**HEIGHT (H) OPTIONS:**

- H = 11.5 mm, or
- H = 12.7 mm

**NOTE:**

Outline unit is mm.  
Tolerance is ± 0.2mm if it has not been indicated.